

U.S. Patent Activity Calendar Years 1790 to the Present

Table of Annual U.S. Patent Activity Since 1790

The following table displays annual, U.S. patent application and grant activity from 1790 to the present. Annual activity is determined based on the calendar year.

Calendar Year	Utility Patent Applications (e) (inventions)	Design Patent Applications	Plant Patent Applications	Utility Patents (e) (inventions)	(notes)	Design Patents	Plant Patents	Patent Grants to Foreign Residents (a)
2020	597,175	47,838	976	352,066		34,877	1,398	223,727
2019	621,453	46,847	1,134	354,430		34,794	1,275	204,656
2018	597,141	45,083	1,079	307,759		30,497	1,208	177,915
2017	606,956	43,340	1,059	318,828		30,870	1,311	182,002
2016	605,571	42,571	1,177	303,049		28,873	1,235	172,818
2015	589,410	39,097	1,140	298,408		25,986	1,074	169,764
2014	578,802	35,378	1,063	300,677		23,657	1,072	166,999
2013	571,612	36,034	1,406	277,835		23,468	847	154,891
2012	542,815	32,799	1,149	253,155		21,951	860	142,180
2011	503,582	30,467	1,139	224,505		21,356	823	125,998
2010	490,226	29,059	992	219,614		22,799	981	122,694
2009	456,106	25,806	959	167,349		23,116	1,009	96,677
2008	456,321	27,782	1,209	157,772		25,565	1,240	92,929
2007	456,154	27,752	1,049	157,282		24,062	1,047	89,007
2006	425,967	25,515	1,151	173,772		20,965	1,149	93,942
2005	390,733	25,553	1,222	143,806		12,951	716	75,046
2004	356,943	23,975	1,221	164,290		15,695	1,016	87,051
2003	342,441	22,602	1,000	169,023		16,574	994	88,258
2002	334,445	20,904	1,144	167,331		15,451	1,133	87,101

Calendar Year	Utility Patent Applications (e) (inventions)	Design Patent Applications	Plant Patent Applications	Utility Patents (e) (inventions)	(notes)	Design Patents	Plant Patents	Patent Grants to Foreign Residents (a)
2001	326,508	18,280	944	166,035		16,871	584	85,173
2000	295,926	18,292	797	157,494		17,413	548	78,871
1999	270,187	17,761	863	153,485		14,732	420	74,877
1998	243,062	17,107	720	147,517		14,766	561	72,398
1997	215,257	16,546	621	111,984		11,414	394	54,107
1996	195,187	15,161	665	109,645		11,410	362	52,267
1995	212,377	15,409	452	101,419		11,712	387	49,327
1994	189,857	15,774	459	101,676		11,095	499	49,224
1993	174,743	13,635	361	98,342		10,630	442	48,531
1992	173,075	13,078	354	97,444		9,269	321	48,572
1991	164,306	13,061	463	96,511		9,569	353	48,944
1990	164,558	11,288	418	90,365		8,024	318	46,094
1989	152,750	12,615	383	95,537		6,092	587	47,804
1988	139,825	11,289	377	77,924		5,679	425	39,625
1987	127,917	11,153	385	82,952		5,959	229	41,588
1986	122,433	9,912	320	70,860		5,518	224	34,780
1985	117,006	9,551	231	71,661		5,066	242	33,796
1984	111,284	8,739	253	67,200		4,938	212	30,388
1983	103,703	8,082	255	56,860		4,563	197	25,334
1982	109,625	8,174	188	57,888		4,944	173	25,534
1981	106,413	7,375	178	65,771		4,745	183	27,757
1980	104,329	7,830	220	61,819		3,949	117	25,392
1979	100,494	7,519	196	48,854		3,119	131	19,462
1978	100,916	7,538	194	66,102		3,862	186	25,715
1977	100,931	7,258	188	65,269		3,929	173	24,684
1976	102,344	7,061	175	70,226		4,564	176	27,134

Calendar Year	Utility Patent Applications (e) (inventions)	Design Patent Applications	Plant Patent Applications	Utility Patents (e) (inventions)	(notes)	Design Patents	Plant Patents	Patent Grants to Foreign Residents (a)
1975	101,014	6,292	150	72,000		4,282	150	36,271
1974	102,538	5,318	155	76,278		4,304	261	26,514
1973	104,079	5,425	118	74,143		4,033	132	23,344
1972	99,298	5,867	135	74,810		2,901	199	23,815
1971	104,729	6,211	155	78,317		3,156	71	22,850
1970	103,175	5,996	188	64,429		3,214	52	17,872
1969	98,750	5,496	111	67,559		3,335	103	17,573
1968	93,471	5,171	95	59,104		3,352	72	13,722
1967	85,697	4,744	103	65,652		3,165	85	14,711
1966	88,525	4,853	104	68,405		3,188	114	14,008
1965	94,629	5,413	108	62,857		3,424	120	12,525
1964	87,592	5,259	120	47,375		2,686	128	8,966
1963	85,869	4,968	145	45,679		2,965	129	8,505
1962	85,029	4,897	151	55,691		2,300	91	10,112
1961	83,100	4,714	107	48,368		2,488	108	8,214
1960	79,590	4,525	131	47,169		2,543	116	7,698
1959	78,594	4,879	114	52,408		2,769	101	8,340
1958	77,495	4,923	134	48,330		2,375	130	7,395
1957	74,197	4,714	101	42,745		2,362	129	6,282
1956	74,906	4,824	104	46,816		2,977	101	6,646
1955	77,188	5,764	118	30,432		2,713	103	4,065
1954	77,185	5,465	95	33,809		2,536	101	4,433
1953	72,284	5,450	99	40,467		2,714	78	4,331
1952	64,554	4,993	84	43,616		2,959	101	5,635
1951	60,438	4,279	71	44,326		4,164	58	4,888
1950	67,264	6,739	105	43,039		4,718	90	4,408

Calendar Year	Utility Patent Applications (e) (inventions)	Design Patent Applications	Plant Patent Applications	Utility Patents (e) (inventions)	(notes)	Design Patents	Plant Patents	Patent Grants to Foreign Residents (a)
1949	67,592	6,998	70	35,131		4,451	93	3,105
1948	68,740	7,048	59	23,961		3,968	44	1,984
1947	75,443	7,644	92	20,139		2,102	52	1,617
1946	81,056	10,698	72	21,805		2,779	56	1,656
1945	67,846	8,066	52	25,694		3,524	17	2,112
1944	54,190	5,063	42	28,053		2,916	38	2,564
1943	45,493	2,986	41	31,054		2,229	47	2,625
1942	45,549	4,218	60	38,449		3,728	65	3,943
1941	52,339	7,203	67	41,108		6,486	62	5,311
1940	60,863	8,530	91	42,237		6,145	85	6,148
1939	64,093	7,137	76	43,073		5,593	45	6,338
1938	66,874	8,084	48	38,062		5,027	41	5,776
1937	65,324	7,207	45	37,683		5,137	55	5,638
1936	62,599	6,478	66	39,783		4,556	49	5,734
1935	58,117	5,728	72	40,618		3,866	45	5,980
1934	56,643	4,399	28	44,419		2,921	32	6,489
1933	56,558	3,600	27	48,774		2,411	33	7,170
1932	67,006	4,345	46	53,458		2,944	46	7,376
1931	79,740	4,190	37	51,756		2,937	5	6,897
1930	89,554	4,182	16	45,226		2,712		6,085
1929	89,752	4,520		45,267		2,907		5,921
1928	87,603	4,761		42,326		3,188		5,218
1927	87,219	4,473		41,718		2,387		4,918
1926	81,365	4,343		44,733		2,602		5,103
1925	80,208	4,082		46,432		2,824		5,347
1924	76,987	3,635		42,572		2,671		4,723

Calendar Year	Utility Patent Applications (e) (inventions)	Design Patent Applications	Plant Patent Applications	Utility Patents (e) (inventions)	(notes)	Design Patents	Plant Patents	Patent Grants to Foreign Residents (a)
1923	76,783	3,550		38,614		1,927		4,133
1922	83,962	4,763		38,361		1,627		4,455
1921	87,467	5,596		37,792		3,277		3,963
1920	81,915	4,660		37,057		2,485		3,762
1919	76,710	3,627		36,795		1,523		3,687
1918	57,347	2,234		38,450		1,207		2,883
1917	67,590	2,545		40,927		1,512		3,209
1916	68,075	2,684		43,892		1,759		3,767
1915	67,138	2,734		43,117		1,545		4,334
1914	67,774	2,454		39,899		1,715		4,595
1913	68,117	2,060		33,915		1,683		4,212
1912	68,969	1,850		36,196		1,342		4,489
1911	67,370	1,534		32,855		1,010		4,058
1910	63,293	1,155		35,130		639		3,719
1909	64,408	1,234		36,562		687		3,812
1908	60,142	1,131		32,736		757		3,338
1907	57,679	896		35,860		589		3,866
1906	55,471	806		31,169		625		3,471
1905	54,034	781		29,777		486		3,292
1904	51,168	818		30,259		557		3,285
1903	49,289	770		31,032		536		3,763
1902	48,320	1,170		27,121		640		3,499
1901	43,973	2,361		25,554		1,734		3,402
1900	39,673	2,225		24,656		1,758		3,483
1899	38,937	2,400		23,288		2,139		3,311
1898	33,915	1,843		20,375		1,803		2,752

Calendar Year	Utility Patent Applications (e) (inventions)	Design Patent Applications	Plant Patent Applications	Utility Patents (e) (inventions)	(notes)	Design Patents	Plant Patents	Patent Grants to Foreign Residents (a)
1897	45,661	2,150		22,065		1,631		2,221
1896	42,077	1,828		21,825		1,445		2,027
1895	39,145	1,463		20,855		1,115		2,049
1894	36,987	1,357		19,833		928		2,166
1893	37,293	1,060		22,747		902		2,473
1892	39,514	1,130		22,645		817		2,051
1891	39,418	1,025		22,310		836		1,928
1890	39,884	1,046		25,308		886		2,105
1889	39,607	857		23,322		723		2,003
1888	34,713	971		19,552		835		1,536
1887	34,420	1,041		20,399		949		1,466
1886	35,161	645		21,768		595		1,489
1885	34,697	862		23,282		773		1,549
1884	34,192	1,230		19,122		1,150		1,284
1883	33,073	1,238		21,160		1,020		1,259
1882	30,270	948		18,135		861		1,135
1881	24,878	678		15,548		565		995
1880	21,761	634		12,926		515		786
1879	20,059			12,133		592		648
1878	20,260			12,345		590		581
1877	20,308			12,920		699		590
1876	21,425			14,172		802		787
1875	21,638			13,291		915		563
1874	21,602			12,230		886		547
1873	20,414			11,616		747		493
1872	18,246			12,200		884		581

Calendar Year	Utility Patent Applications (e) (inventions)	Design Patent Applications	Plant Patent Applications	Utility Patents (e) (inventions)	(notes)	Design Patents	Plant Patents	Patent Grants to Foreign Residents (a)
1871	19,472			11,687		905		522
1870	19,171			12,157		737		644
1869	19,271			12,957		506		377
1868	20,420			12,544		446		337
1867	21,276			12,301		325		275
1866	15,269			8,874		294		244
1865	10,664			6,099		221		181
1864	6,932			4,638		139		181
1863	6,014			3,781		176		125
1862	5,038			3,221		195		80
1861	4,643			3,040		142		83
1860	7,653			4,363		183		49
1859	6,225			4,165		108		47
1858	5,364			3,467		102		28
1857	4,771			2,686		113		45
1856	4,960			2,315		107		31
1855	4,435			1,892		70		41
1854	3,328			1,759		57		35
1853	2,673			846		86		26
1852	2,639			890		109		20
1851	2,258			757		90		17
1850	2,193			884		83		20
1849	1,955			988		49		17
1848	1,628			584		46		14
1847	1,531			495		60		21
1846	1,272			566		59		19

Calendar Year	Utility Patent Applications (e) (inventions)	Design Patent Applications	Plant Patent Applications	Utility Patents (e) (inventions)	(notes)	Design Patents	Plant Patents	Patent Grants to Foreign Residents (a)
1845	1,246			475		17		12
1844	1,045			478		12		20
1843	819			494		14		8
1842	761			488	(b)	(b)		11
1841	847			490	(b)	(b)		21
1840	735			458	(b)	(b)		19
1839	n/a			404	(b)	(b)		10
1838	n/a			515	(b)	(b)		17
1837	n/a			436	(b)	(b)		7
1836 (c)	n/a			702	(b) (d)	(b)		8
1835	n/a			752				n/a
1834	n/a			630				n/a
1833	n/a			586				n/a
1832	n/a			474				n/a
1831	n/a			573				n/a
1830	n/a			544				n/a
1829	n/a			447				n/a
1828	n/a			368				n/a
1827	n/a			331				n/a
1826	n/a			323				n/a
1825	n/a			304				n/a
1824	n/a			228				n/a
1823	n/a			173				n/a
1822	n/a			200				n/a
1821	n/a			168				n/a
1820	n/a			155				n/a

Calendar Year	Utility Patent Applications (e) (inventions)	Design Patent Applications	Plant Patent Applications	Utility Patents (e) (inventions)	(notes)	Design Patents	Plant Patents	Patent Grants to Foreign Residents (a)
1819	n/a			156				n/a
1818	n/a			222				n/a
1817	n/a			174				n/a
1816	n/a			206				n/a
1815	n/a			173				n/a
1814	n/a			210				n/a
1813	n/a			181				n/a
1812	n/a			238				n/a
1811	n/a			215				n/a
1810	n/a			223				n/a
1809	n/a			203				n/a
1808	n/a			158				n/a
1807	n/a			99				n/a
1806	n/a			63				n/a
1805	n/a			57				n/a
1804	n/a			84				n/a
1803	n/a			97				n/a
1802	n/a			65				n/a
1801	n/a			44				n/a
1800	n/a			41				n/a
1799	n/a			44				n/a
1798	n/a			28				n/a
1797	n/a			51				n/a
1796	n/a			44				n/a
1795	n/a			12				n/a
1794	n/a			22				n/a

Calendar Year	Utility Patent Applications (e) (inventions)	Design Patent Applications	Plant Patent Applications	Utility Patents (e) (inventions)	(notes)	Design Patents	Plant Patents	Patent Grants to Foreign Residents (a)
1793	n/a			20				n/a
1792	n/a			11				n/a
1791	n/a			33				n/a
1790	n/a			3				n/a

Notes:

- (a) - "Patent Grants to Foreign Residents" data include inventions, plants, and designs
- (b) - counts of patent grants from 1836 to 1842 include design patents
- (c) - data for 1836 include both the patents granted in that year prior to the effective date of the 1836 Patent Law (July 4, 1836) and those granted in that year after that date
- (d) - data for 1836 include 599 patents issued prior to July 4, the effective date of the 1836 patent law
- (e) - "Patents", as used in this column, refers to "patents for inventions", also known as "utility" patents

Data Sources

- (a) - recent statistics are obtained from the report, *U.S. Patent Statistics Report*, U.S. Patent and Trademark Office (USPTO), Patent Technology Monitoring Team, and from the USPTO TAF database
- (b) - many of the older statistics are obtained from the Technology Assessment and Forecast Seventh Report, March 1977, U.S. Patent and Trademark Office

PTMT Contacts

Questions regarding this report should be directed to:









U.S. Patent and Trademark Office
P.O Box 1450
Alexandria VA 22313-1450

email: oeip@uspto.gov

address of PTMT pages at the USPTO Web Site: <http://www.uspto.gov/web/offices/ac/ido/oeip/taf/reports.htm>
selected PTMT files available for download at : <http://www.uspto.gov/web/offices/ac/ido/oeip/taf/data/>

[Top](#)

[Listing of PTMT Viewable Reports](#)

KEY: , , =online business system =fees =forms =help =laws/regulations =definition
(glossary)

Is there a question about what the USPTO can or cannot do that you cannot find an answer for? Send questions about USPTO programs and services to the [USPTO Contact Center\(UCC\)](#). You can suggest USPTO webpages or

material you would like featured on this section by Email to the webmaster@uspto.gov. While we cannot promise to accommodate all requests, your suggestions will be considered and may lead to other improvements on the website.

[HOME](#) | [SITE INDEX](#) | [SEARCH](#) | [eBUSINESS](#) | [HELP](#) | [PRIVACY POLICY](#)

Last Modified: 02/13/2024 14:15:52

